


SEGUNDO TRIMESTRE




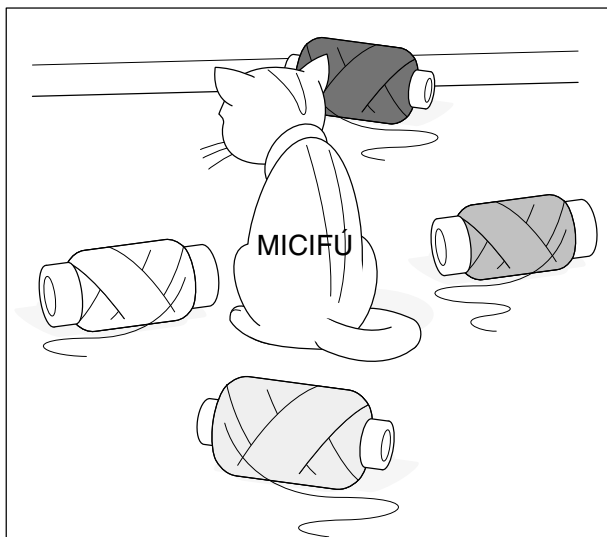
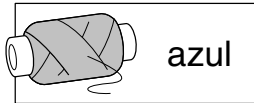
Unidad 1. Matemáticas

ADI

Nombre y apellidos:

Curso: Fecha:

 Fíjate en la posición de cada gato y escribe el color del ovillo que tiene detrás.



Micifú:

Revoltosa:

Rigoletto:

Aída:


SEGUNDO TRIMESTRE


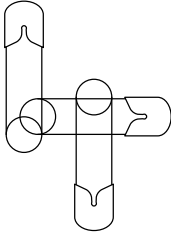


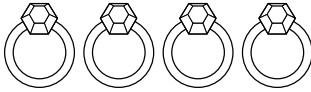


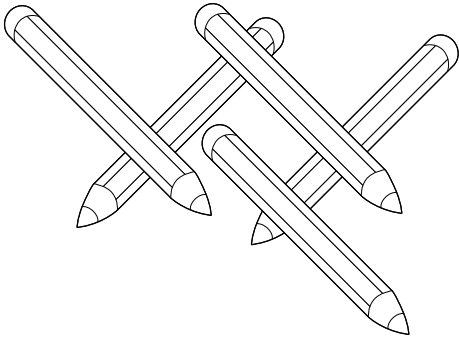
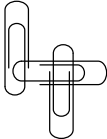
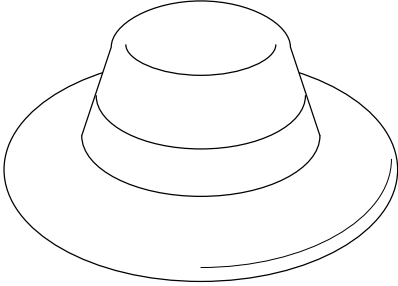
Unidad 2. Matemáticas

ADI

Nombre y apellidos:

Curso: Fecha:

 Une los dibujos que tengan algo en común y colorea las pistas que los relacionan.

tamaño	posición	número
		
		
		
		
		

SEGUNDO TRIMESTRE


Unidad 3. Matemáticas










ADI















Nombre y apellidos:

Curso: Fecha:

 Fíjate en el código y escribe el mensaje escondido.



								
G	E	J	A	N	R	D	P	U


SEGUNDO TRIMESTRE



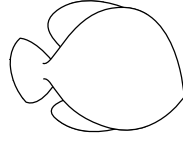


Unidad 4. Matemáticas

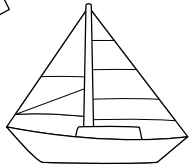




ADI






Nombre y apellidos:



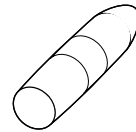
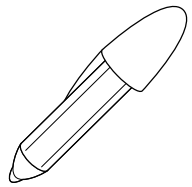
Curso: Fecha:

 Tacha lo que no tiene relación.

				
luna	sol	pez	estrella	nube

				
barco	silla	coche	avión	autobús

				
tulipán	margarita	rosa	árbol	clavel

				
goma de borrar	lápiz	rotuladores	pintura de cera	bolígrafo

				
bufanda	gorro	guante	gafas de bucear	abrigo


SEGUNDO TRIMESTRE

Unidad 5. Matemáticas

ADI

Nombre y apellidos:

Curso: Fecha:

 Colorea el dibujo que sea lo contrario del modelo.

